


## E237 Electric dominoes



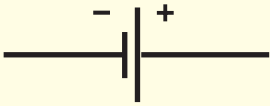




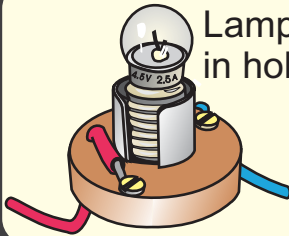
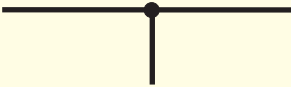
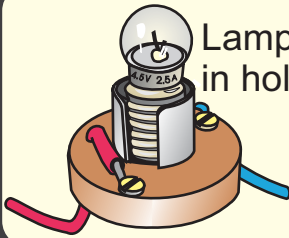
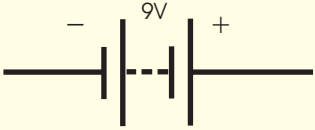
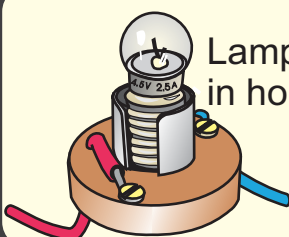
'Dominoes' is a game that can be adapted to help children to link symbols with the names of objects. In response to a request from a group of special school teachers, we have modified some of the material previously published in E230s so that it can be printed out and cut up to produce 24 different 'dominoes'. Each carries a symbol and a *different* named colour illustration, eg,


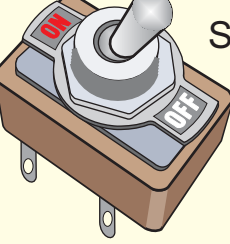
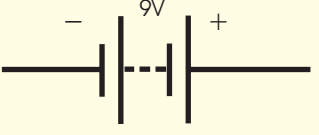
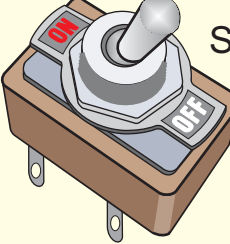

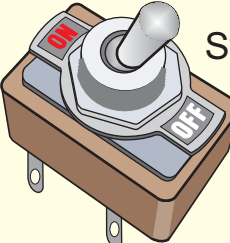








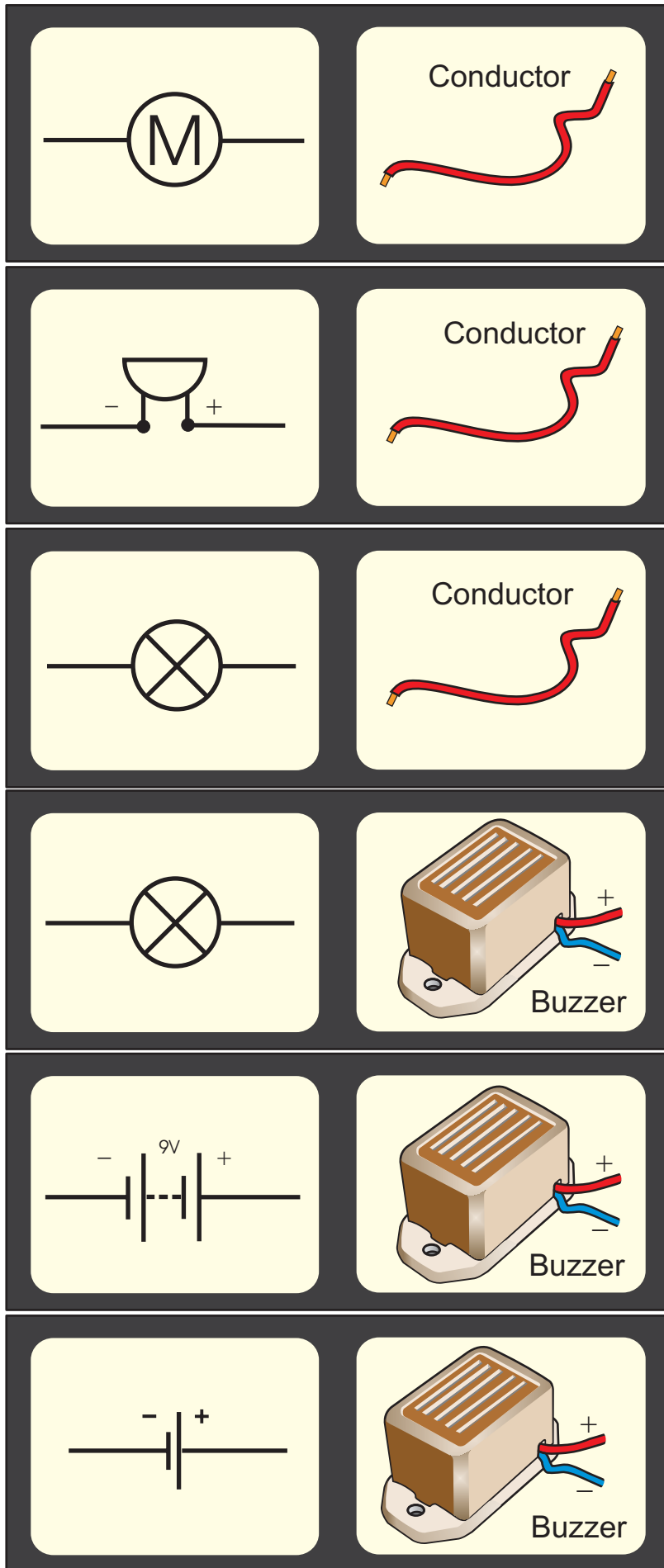
A copy of the 24 illustrations is attached. Highlight the illustrations and print the selection (ideally on a good-quality inkjet printer). The use of heavyweight paper and laminating the results will greatly increase the useful life of these materials.











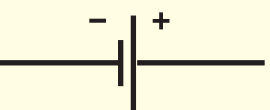
Since the document is published as a Word for Windows file, each item can be sized, moved or deleted. In due course, additional items may be added to extend the usefulness of this material.

Comments and suggestions about these teaching materials would be welcomed.

	 <p>Battery</p>
	 <p>Battery</p>
	 <p>Battery</p>
	 <p>Lamp in holder</p>
	 <p>Lamp in holder</p>
	 <p>Lamp in holder</p>

	 <p>Switch</p>
	 <p>Switch</p>
	 <p>Switch</p>
	 <p>Cell</p>
	 <p>Cell</p>
	 <p>Cell</p>



	<p>Motor</p> 
	<p>Motor</p> 
	<p>Motor</p> 
	<p>Junction</p> 
	<p>Junction</p> 
	<p>Junction</p> 